

Urlaubsentgelte nach Beträgen

2024

	W	NÖ	OÖ	St	K	B	S	T	V	Ö
Jänner	19.093.831,93	15.500.614,50	20.497.863,86	17.145.485,71	9.116.552,12	3.573.074,95	6.748.434,79	8.742.326,81	4.932.346,72	105.350.531,39
Februar	13.577.083,13	16.381.033,67	31.990.844,77	17.618.544,04	14.687.338,17	2.882.523,84	8.174.757,51	11.155.201,03	6.913.688,40	123.381.014,56
März										
April										
Mai										
Juni										
Juli										
August										
September										
Oktober										
November										
Dezember										
2024	32.670.915,06	31.881.648,17	52.488.708,63	34.764.029,75	23.803.890,29	6.455.598,79	14.923.192,30	19.897.527,84	11.846.035,12	228.731.545,95

2023

	W	NÖ	OÖ	St	K	B	S	T	V	Ö
Jänner	9.741.371,05	16.293.256,39	25.069.059,49	18.374.963,96	10.515.627,30	3.741.550,00	7.472.670,92	9.688.411,45	5.010.736,87	105.907.647,43
Februar	20.170.706,15	15.128.668,98	30.517.537,17	16.640.043,04	13.900.361,01	2.700.056,53	7.989.725,49	10.485.474,31	6.442.392,65	123.974.965,33
März	8.328.092,90	5.357.626,52	8.978.710,49	5.728.811,17	3.639.306,45	988.375,41	2.321.440,21	3.403.384,71	1.898.911,40	40.644.659,26
April	6.909.962,37	4.599.308,65	5.834.299,17	4.740.913,10	2.556.598,57	857.022,78	2.013.035,24	2.503.211,66	1.157.650,50	31.172.002,04
Mai	9.166.061,52	5.510.795,94	7.154.709,87	5.997.131,95	2.802.108,61	1.093.386,35	2.482.883,36	2.899.595,13	1.434.505,93	38.541.178,66
Juni	8.286.667,04	7.041.481,30	7.771.641,70	6.151.597,13	3.053.891,84	1.410.108,12	3.061.374,71	3.700.555,24	2.053.861,31	42.531.178,39
Juli	20.092.589,28	16.951.359,16	13.467.841,51	12.062.933,85	5.408.913,92	3.454.697,36	4.632.434,01	5.900.780,08	3.206.149,47	85.177.698,64
August	29.077.262,56	18.573.798,40	21.550.554,26	17.110.610,82	9.830.982,10	3.962.262,79	7.460.626,04	8.856.640,53	4.425.055,21	120.847.792,71
September	16.339.475,01	19.599.496,54	39.065.074,74	22.593.368,24	17.051.705,82	3.635.269,28	10.711.840,57	11.077.820,66	6.735.778,78	146.809.829,64
Oktober	7.710.531,25	7.793.128,56	11.256.929,11	8.658.241,40	4.998.423,91	1.337.281,18	4.250.427,10	5.586.216,51	1.740.851,29	53.332.030,31
November	10.058.602,07	6.957.941,44	9.092.985,72	7.401.992,78	4.030.921,81	1.450.081,36	3.246.232,00	4.279.456,96	1.670.188,14	48.188.402,28
Dezember	19.081.465,48	14.239.427,10	11.658.034,58	11.253.345,19	6.541.153,95	2.735.598,28	5.375.133,41	7.195.446,14	2.546.196,59	80.625.800,72
2023	164.962.786,68	138.046.288,98	191.417.377,81	136.713.952,63	84.329.995,29	27.365.689,44	61.017.823,06	75.576.993,38	38.322.278,14	917.753.185,41

Urlaubsentgelte nach Beträgen

2022

	W	NÖ	OÖ	St	K	B	S	T	V	Ö
Jänner	9.624.669,91	15.753.907,43	24.575.188,80	16.882.803,64	9.816.358,03	3.244.226,50	6.786.081,94	8.223.070,14	4.640.465,94	99.546.772,33
Februar	18.089.182,47	13.933.156,74	27.937.200,19	15.030.187,55	13.357.772,97	2.890.896,96	7.072.989,16	10.090.192,43	5.859.776,32	114.261.354,79
März	8.975.466,57	4.727.531,22	7.203.418,87	5.157.583,31	3.467.586,36	912.801,91	1.888.157,21	3.251.729,62	1.439.508,96	37.023.784,03
April	7.015.401,67	4.583.097,09	6.155.349,75	4.918.337,23	2.491.659,41	878.299,94	1.999.594,82	2.429.486,47	1.013.584,12	31.484.810,50
Mai	6.104.083,06	5.428.431,32	6.960.265,04	5.873.513,35	2.879.355,64	1.001.841,68	2.676.436,08	2.903.675,14	1.416.656,30	35.244.257,61
Juni	11.031.940,13	6.505.565,20	7.720.242,00	6.159.065,49	3.008.337,01	1.438.450,33	2.999.428,38	3.768.194,03	1.998.772,34	44.629.994,91
Juli	20.454.639,49	15.678.616,88	12.665.719,76	10.881.068,58	4.813.102,81	3.340.308,34	4.502.400,97	5.566.523,36	3.304.789,10	81.207.169,29
August	14.852.538,16	17.279.882,55	19.902.283,60	16.547.002,64	8.682.926,74	3.824.368,96	6.948.898,80	8.468.205,01	3.909.319,00	100.415.425,46
September	23.096.396,93	18.377.367,11	38.633.309,21	21.589.635,64	16.641.863,46	3.914.032,00	10.325.925,72	10.032.116,36	7.214.498,84	149.825.145,27
Oktober	7.301.647,58	7.507.560,64	11.148.394,02	8.690.228,03	4.916.091,88	1.372.402,42	4.425.180,09	5.361.210,02	1.729.740,28	52.452.454,96
November	10.006.625,26	7.231.388,43	10.202.029,86	8.136.066,46	4.135.921,34	1.434.543,80	3.564.905,66	4.048.510,01	1.675.466,10	50.435.456,92
Dezember	23.103.579,01	15.402.265,66	10.245.727,42	11.499.803,81	5.947.771,02	3.272.301,22	6.203.733,70	7.360.771,43	3.378.552,89	86.414.506,16
2022	159.656.170,24	132.408.770,27	183.349.128,52	131.365.295,73	80.158.746,67	27.524.474,06	59.393.732,53	71.503.684,02	37.581.130,19	882.941.132,23

2021

	W	NÖ	OÖ	St	K	B	S	T	V	Ö
Jänner	17.859.793,93	14.181.589,25	21.276.751,95	14.209.038,05	9.051.098,72	3.312.708,38	5.911.124,71	7.808.920,80	3.875.441,65	97.486.467,44
Februar	10.289.427,34	12.980.941,12	24.903.512,90	13.139.267,91	12.665.315,66	2.079.803,00	6.484.656,15	8.740.843,91	5.830.911,67	97.114.679,66
März	6.584.600,78	4.490.762,95	6.772.495,78	4.833.750,84	4.067.829,20	832.761,58	1.945.498,80	3.180.999,45	1.432.687,97	34.141.387,35
April	5.555.061,76	4.025.923,85	5.315.241,93	4.163.567,50	2.510.797,42	600.973,62	1.801.832,55	2.300.309,57	887.087,28	27.160.795,48
Mai	7.096.004,69	4.563.792,86	5.576.746,04	4.915.522,80	2.648.746,55	959.765,13	2.023.267,30	2.328.825,30	1.095.180,90	31.207.851,57
Juni	9.249.314,64	5.921.760,51	6.655.996,51	5.168.845,24	2.839.538,25	1.363.486,47	2.426.895,81	3.175.561,31	1.587.436,67	38.388.835,41
Juli	17.805.104,59	14.346.979,85	11.261.194,35	9.990.999,16	4.647.024,21	3.027.239,20	4.316.416,52	5.345.947,60	2.979.455,11	73.720.360,59
August	25.185.685,09	17.564.339,97	20.209.872,24	16.431.410,49	9.492.565,68	4.360.109,91	7.384.101,31	8.246.282,25	3.947.648,61	112.822.015,55
September	13.121.553,39	17.593.113,33	36.320.392,14	21.035.673,60	16.181.050,09	3.383.263,46	9.739.002,20	10.220.476,59	6.631.810,47	134.226.335,27
Oktober	9.157.287,70	6.771.157,18	10.368.144,69	8.072.712,15	4.888.992,76	1.265.437,67	3.804.268,55	5.149.439,12	1.755.001,75	51.232.441,57
November	8.800.490,73	6.018.913,92	8.152.368,44	6.952.739,74	3.561.467,23	1.381.405,85	3.083.273,40	3.773.478,52	1.305.681,14	43.029.818,97
Dezember	22.693.014,28	14.244.356,80	9.688.996,71	11.027.867,45	6.007.383,78	3.616.250,02	5.468.808,03	7.065.847,38	3.022.881,51	82.835.405,96
2021	153.397.338,92	122.703.631,59	166.501.713,68	119.941.394,93	78.561.809,55	26.183.204,29	54.389.145,33	67.336.931,80	34.351.224,73	823.366.394,82

Urlaubsentgelte nach Beträgen

2020

	W	NÖ	OÖ	St	K	B	S	T	V	Ö
Jänner	15.469.844,05	11.153.909,61	16.330.360,82	12.721.081,47	7.366.320,51	2.866.552,86	5.478.731,59	6.952.483,68	3.225.189,01	81.564.473,60
Februar	10.166.932,82	12.291.611,97	24.213.164,36	12.897.288,81	11.937.164,21	1.823.854,65	6.480.878,14	7.957.636,86	4.770.850,83	92.539.382,65
März	13.287.911,00	9.915.650,19	10.307.179,06	9.714.738,16	5.563.252,59	2.332.840,19	3.805.264,66	5.144.475,20	2.533.518,88	62.604.829,93
April	9.188.181,32	12.385.374,38	22.683.559,48	14.010.043,28	9.779.920,85	2.001.580,18	5.655.215,15	7.449.476,25	2.719.819,70	85.873.170,59
Mai	4.049.924,79	4.345.727,19	6.789.930,66	4.698.615,44	3.888.201,70	608.686,59	1.817.346,70	2.892.177,53	1.162.254,19	30.252.864,79
Juni	5.825.417,34	3.827.782,77	3.750.675,93	3.574.179,13	1.800.926,62	574.690,21	1.459.987,32	1.827.892,39	985.929,87	23.627.481,58
Juli	13.943.760,65	10.701.701,07	7.914.335,51	7.311.423,86	3.406.273,15	2.396.650,45	3.158.237,14	4.129.382,79	2.350.373,29	55.312.137,91
August	16.815.627,32	13.619.082,00	15.451.727,82	13.392.435,59	7.637.353,14	3.180.608,86	5.586.939,55	6.399.106,79	2.969.161,12	85.052.042,19
September	13.797.231,31	14.114.866,86	28.005.393,96	16.458.404,98	13.024.136,61	2.810.874,80	7.981.096,14	8.203.987,60	5.444.932,83	109.840.925,09
Oktober	7.891.130,71	7.039.269,72	9.820.900,10	7.661.056,96	5.016.943,51	1.091.716,48	3.568.955,36	4.728.986,36	1.549.694,91	48.368.654,11
November	7.072.356,56	4.950.873,42	6.560.258,98	5.490.872,92	3.067.208,28	1.121.819,57	2.538.971,93	3.192.884,87	957.699,95	34.952.946,48
Dezember	20.250.146,69	13.610.951,39	9.078.026,99	10.426.745,59	5.479.618,00	3.315.784,88	5.274.872,58	6.361.967,36	2.785.433,22	76.583.546,70
2020	137.758.464,56	117.956.800,57	160.905.513,67	118.356.886,19	77.967.319,17	24.125.659,72	52.806.496,26	65.240.457,68	31.454.857,80	786.572.455,62

2019

	W	NÖ	OÖ	St	K	B	S	T	V	Ö
Jänner	15.825.967,09	10.832.079,09	13.728.738,98	11.051.876,92	6.505.516,79	3.048.222,67	5.231.840,25	7.032.587,99	3.454.970,65	76.711.800,43
Februar	9.255.778,80	11.901.599,86	24.486.642,33	12.413.844,47	12.373.798,71	1.791.728,19	6.420.725,51	8.074.776,01	5.064.527,43	91.783.421,31
März	5.386.843,48	4.598.250,09	7.266.926,36	4.758.853,56	3.910.790,02	770.239,29	1.986.620,49	2.933.933,11	1.512.754,99	33.125.211,39
April	6.833.161,87	4.047.647,00	5.600.211,62	4.530.310,86	2.567.175,99	813.400,45	1.834.945,54	2.374.661,63	1.232.581,85	29.834.096,81
Mai	6.785.371,10	4.805.425,49	6.042.594,22	5.248.193,66	3.180.350,58	933.909,64	2.249.925,95	3.008.313,06	1.069.206,20	33.323.289,90
Juni	7.463.058,46	5.830.959,84	6.814.366,47	5.322.846,18	3.106.101,20	1.300.907,29	2.557.639,08	3.209.223,60	1.473.969,43	37.079.071,55
Juli	18.970.943,42	14.149.502,84	10.216.470,16	9.498.630,93	4.641.813,95	3.244.809,18	4.320.103,72	5.231.939,81	2.834.338,17	73.108.552,18
August	18.594.265,84	14.631.040,64	17.547.307,25	14.822.162,85	8.909.806,98	3.559.334,57	6.366.508,00	7.639.768,79	3.243.845,92	95.314.040,84
September	12.923.581,27	14.969.362,85	29.802.655,47	16.343.316,47	13.813.196,86	2.778.251,21	8.439.644,72	8.548.767,69	5.044.811,84	112.663.588,38
Oktober	7.616.341,46	6.119.060,99	9.225.405,08	7.474.781,77	4.754.950,96	1.278.394,22	3.470.855,61	4.476.892,04	1.430.198,08	45.846.880,21
November	6.366.646,18	5.752.505,79	6.839.323,62	5.839.181,16	3.405.384,82	1.171.454,20	2.994.838,39	3.521.781,95	1.070.441,51	36.961.557,62
Dezember	15.572.289,19	11.420.798,40	8.960.978,94	9.017.155,46	5.722.961,49	2.788.556,56	4.807.632,26	6.151.399,34	2.450.129,11	66.891.900,75
2019	131.594.248,16	109.058.232,88	146.531.620,50	106.321.154,29	72.891.848,35	23.479.207,47	50.681.279,52	62.204.045,02	29.881.775,18	732.643.411,37

Die Urlaubsentgeltbeträge für 2020 können sich durch nachträgliche Buchungen noch ändern und werden erst im Mai 2021 endgültig feststehen.

Urlaubsentgelte nach Beträgen

2018

	W	NÖ	OÖ	St	K	B	S	T	V	Ö
Jänner	13.933.505,12	9.993.102,76	14.444.106,97	11.647.456,99	6.803.823,76	3.014.661,92	5.003.681,23	6.434.869,99	3.003.378,79	74.278.587,53
Februar	11.054.427,22	10.945.542,64	23.258.252,23	10.189.834,73	11.433.361,64	1.930.906,56	6.197.280,26	7.362.492,62	4.692.655,68	87.064.753,58
März	6.670.427,57	5.713.546,05	7.914.982,45	5.927.599,94	4.224.939,98	1.338.938,26	2.104.943,79	2.952.266,65	1.717.804,29	38.565.448,98
April	4.645.813,85	3.929.530,53	5.776.736,93	4.273.849,65	2.787.083,83	774.494,61	1.850.148,27	2.349.105,22	938.501,20	27.325.264,09
Mai	5.256.983,24	3.757.388,64	5.219.397,86	3.956.001,83	2.252.759,71	768.507,20	1.932.071,07	2.190.060,17	942.822,52	26.275.992,24
Juni	6.959.734,79	5.088.807,55	5.470.873,16	4.158.435,41	2.636.998,37	1.111.210,94	2.299.034,35	2.960.998,12	1.461.685,43	32.147.778,12
Juli	16.525.017,81	12.350.187,34	10.055.562,80	8.891.657,53	4.481.077,55	2.734.573,32	3.981.583,27	5.221.202,00	2.987.720,10	67.228.581,72
August	17.858.329,16	15.050.065,29	16.417.316,69	13.147.448,61	8.625.358,17	3.662.937,45	6.161.107,58	7.159.933,54	3.255.658,89	91.338.155,38
September	11.168.535,38	13.255.052,30	28.318.086,60	15.219.337,79	12.685.080,45	2.293.832,37	8.490.408,74	8.634.179,34	4.906.155,44	104.970.668,41
Oktober	6.843.567,03	5.481.300,14	8.283.771,51	6.200.146,20	4.114.983,93	1.207.903,05	3.214.392,28	4.166.212,39	1.382.695,35	40.894.971,88
November	6.169.443,38	4.940.878,46	6.356.846,95	5.634.749,45	3.107.028,35	1.107.424,45	2.671.843,19	3.249.713,36	1.109.453,11	34.347.380,70
Dezember	13.326.987,23	9.872.893,57	8.644.474,61	8.832.147,73	5.018.502,21	2.795.037,87	4.315.853,02	5.864.475,88	2.354.430,65	61.024.802,77
2018	120.412.771,78	100.378.295,27	140.160.408,76	98.078.665,86	68.170.997,95	22.740.428,00	48.222.347,05	58.545.509,28	28.752.961,45	685.462.385,40

2017

	W	NÖ	OÖ	St	K	B	S	T	V	Ö
Jänner	14.078.010,49	11.543.435,56	16.369.215,39	11.977.959,83	7.630.687,69	3.110.944,02	5.329.725,84	6.579.183,99	4.010.340,76	80.629.503,57
Februar	8.479.847,17	10.307.363,25	23.789.076,53	10.643.684,51	11.142.740,82	1.637.119,64	6.285.656,40	6.797.032,39	4.718.103,31	83.800.624,02
März	4.605.377,36	4.146.247,71	6.227.577,02	3.876.815,12	3.294.585,80	675.775,52	1.919.960,46	2.459.878,11	1.327.007,75	28.533.224,85
April	4.592.074,89	3.214.203,20	4.317.003,59	3.297.510,03	2.288.302,49	629.064,04	1.712.184,49	1.974.283,97	856.375,34	22.881.002,04
Mai	4.744.975,27	3.556.751,88	4.588.622,85	3.724.667,60	2.528.564,38	807.120,05	1.849.362,61	2.375.213,43	835.175,95	25.010.454,02
Juni	7.038.920,31	5.055.565,04	5.358.660,30	4.505.545,13	2.792.376,51	1.100.749,32	2.478.579,26	2.876.723,98	1.450.780,89	32.657.900,74
Juli	14.466.143,61	12.367.906,96	10.006.532,76	8.692.584,44	4.584.316,23	3.130.622,29	3.810.982,80	5.405.347,67	2.902.384,23	65.366.820,99
August	15.832.887,03	14.352.686,27	15.478.635,53	12.603.228,07	8.682.267,64	3.189.596,38	5.851.700,23	6.927.112,32	2.925.691,80	85.843.805,27
September	9.696.848,54	12.193.266,24	26.519.061,89	13.787.835,15	11.083.465,48	2.156.357,73	8.020.219,61	7.023.685,34	4.308.980,18	94.789.720,16
Oktober	6.038.365,35	5.340.663,02	8.176.536,79	6.187.061,22	4.381.177,80	1.004.942,64	3.331.320,80	4.058.813,22	1.266.691,83	39.785.572,67
November	5.758.983,39	5.422.002,96	6.033.819,50	5.092.516,44	3.063.360,90	1.321.606,06	2.938.128,95	3.313.644,88	1.139.300,38	34.083.363,46
Dezember	14.238.564,54	11.368.127,90	8.783.795,11	8.010.644,27	6.124.752,58	2.582.682,77	4.076.910,30	6.049.165,61	2.696.629,25	63.931.272,33
2017	109.570.997,95	98.868.219,99	135.648.537,26	92.400.051,81	67.596.598,32	21.346.580,46	47.604.731,75	55.840.084,91	28.437.461,67	657.313.264,12

Urlaubsentgelte nach Beträgen

2016

	W	NÖ	OÖ	St	K	B	S	T	V	Ö
Jänner	9.807.211,80	10.350.324,93	15.475.056,89	11.296.522,92	7.492.797,52	3.112.762,77	5.613.310,06	5.597.973,66	3.079.160,86	71.825.121,41
Februar	7.145.654,58	8.919.426,42	20.456.670,04	9.299.237,12	9.406.772,21	1.406.518,72	5.624.478,57	6.749.118,97	3.795.568,59	72.803.445,22
März	4.697.189,04	4.364.016,78	6.826.125,71	3.846.160,21	3.417.708,75	833.472,35	2.296.846,96	2.653.438,72	1.678.380,11	30.613.338,63
April	3.989.777,15	3.674.669,18	5.493.185,44	4.098.304,69	2.777.992,42	626.393,57	1.812.685,86	2.105.783,21	1.421.916,95	26.000.708,47
Mai	4.059.344,70	3.411.497,42	4.330.519,41	3.471.125,81	2.033.869,49	706.231,28	1.833.283,31	2.026.270,19	787.119,80	22.659.261,41
Juni	7.025.102,70	5.314.200,44	5.750.498,17	4.929.120,31	2.906.929,40	1.264.453,95	2.462.785,55	3.210.539,86	1.702.180,20	34.565.810,58
Juli	12.426.989,81	12.589.039,59	9.452.250,00	8.180.026,56	4.724.609,02	3.075.222,28	3.767.344,33	4.377.971,46	2.651.349,12	61.244.802,17
August	12.514.722,10	13.072.034,52	15.398.330,32	13.023.257,11	8.360.135,89	3.152.991,80	6.137.209,12	6.828.469,97	2.839.100,02	81.326.250,85
September	9.641.010,47	12.386.838,21	24.539.143,16	12.385.457,93	10.824.273,03	2.135.003,37	7.343.999,61	6.808.064,94	4.128.705,27	90.192.495,99
Oktober	5.210.125,08	5.257.497,90	8.506.183,15	6.082.251,95	4.214.054,30	902.825,86	3.280.608,35	4.015.652,31	1.253.991,22	38.723.190,12
November	5.862.335,64	6.120.911,00	6.363.972,84	5.535.406,28	3.037.302,18	1.317.606,05	2.603.829,48	3.316.141,11	1.044.739,08	35.202.243,66
Dezember	15.844.399,27	12.243.084,73	9.510.960,56	9.533.889,84	6.033.409,52	2.884.429,84	4.979.258,44	6.380.279,35	3.277.566,79	70.687.278,34
2016	98.223.862,34	97.703.541,12	132.102.895,69	91.680.884,30	65.229.853,73	21.417.911,84	47.755.639,64	54.069.703,75	27.659.778,01	635.844.070,42

2015

	W	NÖ	OÖ	St	K	B	S	T	V	Ö
Jänner	10.344.281,14	9.007.155,60	13.206.934,38	11.286.010,91	6.984.221,05	2.269.824,43	4.550.215,71	5.469.788,85	3.095.823,26	66.214.255,33
Februar	8.195.171,70	9.312.711,18	19.216.050,60	8.099.358,30	10.294.924,30	2.199.713,86	5.787.111,43	5.790.104,77	3.979.822,56	72.874.968,70
März	3.172.844,29	4.449.859,47	8.112.865,73	4.513.645,52	4.007.814,70	809.239,13	2.303.141,06	2.892.100,33	1.925.626,03	32.187.136,26
April	3.384.118,70	3.791.220,45	5.489.286,55	3.499.547,69	2.464.230,55	771.948,49	1.963.137,78	2.107.741,61	942.472,71	24.413.704,53
Mai	3.725.944,28	3.833.146,83	5.200.452,08	4.199.321,92	2.698.929,36	675.539,31	2.219.063,24	2.084.042,65	899.850,00	25.536.289,67
Juni	6.341.461,19	5.837.939,14	5.854.969,85	4.897.520,81	3.154.014,69	1.204.189,02	2.394.903,87	2.949.403,97	1.536.629,24	34.171.031,78
Juli	13.607.765,18	13.975.856,24	10.634.833,52	9.084.663,11	5.187.008,35	3.253.655,46	4.539.266,35	5.232.950,56	2.985.009,87	68.501.008,64
August	11.480.849,10	13.677.363,15	16.350.416,23	13.621.700,08	9.488.476,47	3.229.719,88	6.111.482,58	6.620.770,10	2.798.548,28	83.379.325,87
September	8.978.631,16	10.861.906,55	22.931.771,62	12.071.872,61	10.034.782,59	2.061.332,20	7.212.944,09	6.080.643,44	3.395.554,87	83.629.439,13
Oktober	4.786.932,85	5.370.731,81	8.532.677,18	5.934.492,76	4.418.117,49	1.102.045,28	3.221.435,80	3.929.276,32	1.235.792,85	38.531.502,34
November	4.931.420,95	6.006.086,03	5.785.661,03	4.890.688,31	2.849.386,76	1.196.853,28	2.635.033,47	2.901.001,57	1.029.863,86	32.225.995,26
Dezember	14.354.441,91	13.357.068,19	11.481.182,27	10.135.911,81	6.387.701,30	3.205.193,98	5.266.296,81	6.344.507,73	3.039.809,08	73.572.113,08
2015	93.303.862,45	99.481.044,64	132.797.101,04	92.234.733,83	67.969.607,61	21.979.254,32	48.204.032,19	52.402.331,90	26.864.802,61	635.236.770,59

Urlaubsentgelte nach Beträgen

2014

	W	NÖ	OÖ	St	K	B	S	T	V	Ö
Jänner	9.340.880,09	9.571.725,75	13.677.401,30	10.557.889,46	7.855.467,23	2.352.331,41	4.858.503,28	5.449.744,89	3.543.468,60	67.207.412,01
Februar	6.702.715,61	7.488.794,88	17.769.000,33	8.006.193,66	9.908.190,70	1.410.398,42	5.216.320,11	5.548.313,07	3.512.230,63	65.562.157,41
März	4.921.593,85	4.533.382,94	6.982.036,89	4.423.439,84	4.029.335,67	868.991,73	2.223.107,27	2.742.442,48	1.670.913,22	32.395.243,89
April	5.177.499,18	4.120.858,66	5.854.550,25	4.458.665,80	2.711.783,88	765.460,42	2.132.928,99	2.518.619,95	1.342.293,62	29.082.660,75
Mai	4.769.639,63	4.470.329,16	6.299.668,65	6.146.219,48	3.077.121,98	669.492,90	2.541.415,15	2.741.680,90	998.001,99	31.713.569,84
Juni	7.010.765,24	6.309.246,31	6.257.005,36	5.174.282,42	3.626.607,78	1.297.565,47	2.638.051,67	3.202.523,39	1.654.563,45	37.170.611,09
Juli	14.059.818,51	14.136.168,44	10.761.929,41	9.259.752,92	5.264.848,96	3.298.906,53	4.852.345,27	6.079.574,87	3.016.924,15	70.730.269,06
August	11.140.290,84	12.573.950,94	15.140.034,56	10.615.537,90	8.669.940,27	2.882.037,87	5.920.630,06	5.983.470,32	2.698.606,13	75.624.498,89
September	8.628.138,99	10.516.031,43	22.090.022,61	11.877.038,35	10.034.400,48	2.156.020,51	6.715.684,38	6.489.427,64	3.341.296,50	81.848.060,89
Oktober	5.854.701,66	5.877.985,57	8.357.502,22	6.185.034,80	4.437.720,92	1.100.627,54	3.509.221,01	3.615.323,73	1.360.535,88	40.298.653,33
November	5.798.623,02	6.481.444,38	6.623.202,66	5.792.330,80	3.325.794,37	1.289.207,59	2.842.950,95	3.302.455,41	1.175.207,90	36.631.217,08
Dezember	13.859.833,69	13.777.121,98	11.306.746,38	10.895.339,96	6.427.950,74	3.204.088,13	5.731.057,90	7.519.698,86	3.343.866,10	76.065.703,74
2014	97.264.500,31	99.857.040,44	131.119.100,62	93.391.725,39	69.369.162,98	21.295.128,52	49.182.216,04	55.193.275,51	27.657.908,17	644.330.057,98

2013

	W	NÖ	OÖ	St	K	B	S	T	V	Ö
Jänner	9.008.170,28	11.470.422,95	12.823.944,04	10.431.622,93	5.991.423,14	3.425.790,70	6.407.154,53	5.988.964,33	2.999.267,20	68.546.760,10
Februar	7.517.398,62	8.671.528,44	14.566.689,41	7.620.169,87	10.648.031,55	1.374.818,65	9.622.834,96	4.894.516,98	3.610.394,36	68.526.382,84
März	4.860.411,32	4.395.021,70	6.284.375,16	4.178.610,32	3.813.385,09	705.790,32	3.215.926,01	2.538.699,99	1.595.005,78	31.587.225,69
April	4.606.023,90	4.075.511,10	5.007.774,16	3.837.813,68	2.727.377,39	863.880,09	2.551.890,56	1.910.154,21	919.529,20	26.499.954,29
Mai	4.649.108,51	3.563.932,44	5.043.896,46	3.454.666,11	2.447.443,65	685.060,86	2.597.017,82	2.003.065,12	758.468,44	25.202.659,41
Juni	7.128.027,93	5.690.425,05	5.517.492,37	4.116.922,61	3.265.890,89	1.126.162,85	3.215.084,28	2.791.131,40	1.524.020,96	34.375.158,34
Juli	13.449.875,40	13.389.267,77	9.650.440,88	8.984.132,11	5.112.400,42	3.327.799,57	5.180.944,35	5.043.205,82	2.890.099,51	67.028.165,83
August	11.611.091,99	12.185.666,83	13.763.209,26	11.755.357,97	8.744.520,15	2.602.060,75	6.423.416,09	6.429.879,22	2.565.550,33	76.080.752,59
September	9.030.754,52	9.797.930,61	20.108.662,43	10.878.814,51	9.831.234,47	1.862.625,01	5.904.766,18	5.751.462,82	3.077.380,72	76.243.631,27
Oktober	5.838.888,08	5.602.987,36	8.149.418,81	5.704.922,42	4.205.213,30	1.092.285,61	3.067.511,61	3.274.887,53	1.177.222,58	38.113.337,30
November	6.698.785,21	6.462.390,08	6.466.418,20	5.546.456,45	3.191.778,30	1.372.766,59	2.755.552,90	3.438.940,58	1.118.187,05	37.051.275,36
Dezember	11.894.346,42	12.239.370,45	10.029.923,31	11.253.599,87	5.705.700,70	3.440.556,15	5.574.505,01	7.546.359,19	2.893.815,71	70.578.176,81
2013	96.292.882,18	97.544.454,78	117.412.244,49	87.763.088,85	65.684.399,05	21.879.597,15	56.516.604,30	51.611.267,19	25.128.941,84	619.833.479,83

Urlaubsentgelte nach Beträgen

2012

	W	NÖ	OÖ	St	K	B	S	T	V	Ö
Jänner	9.285.743,13	11.157.552,38	13.202.696,30	11.184.247,95	8.165.971,95	3.070.854,89	7.676.022,34	5.920.873,42	3.616.449,55	73.280.411,91
Februar	7.525.893,33	9.798.163,66	16.587.046,08	8.731.389,27	11.319.620,52	2.088.555,31	9.650.248,91	5.284.350,48	3.382.327,47	74.367.595,03
März	4.530.045,04	4.686.399,72	8.013.575,36	4.734.681,72	4.771.217,57	856.084,70	4.066.611,45	2.792.617,22	1.853.613,66	36.304.846,44
April	3.751.652,82	3.404.354,22	4.034.266,30	2.999.207,50	2.523.551,59	588.286,18	2.428.153,90	2.070.125,90	695.123,78	22.494.722,19
Mai	4.665.674,19	3.940.849,55	5.316.740,09	6.031.509,27	2.914.504,13	712.205,73	3.017.597,49	2.275.620,34	833.738,17	29.708.438,96
Juni	7.571.246,39	6.431.208,43	4.999.696,83	4.257.928,88	3.189.108,10	1.324.021,42	3.417.996,52	2.641.272,19	1.558.210,60	35.390.689,36
Juli	13.194.432,28	13.291.580,20	9.420.773,48	9.252.756,84	5.704.379,78	3.209.083,39	5.127.720,89	4.972.946,98	2.572.788,91	66.746.462,75
August	11.352.958,78	11.185.404,03	13.969.808,69	9.767.981,63	8.878.118,97	2.769.965,62	8.526.634,94	6.178.653,83	2.434.609,68	75.064.136,17
September	8.363.374,35	9.083.871,95	16.870.985,04	9.544.918,77	10.167.893,37	1.797.719,38	8.724.485,49	4.999.953,43	2.644.944,43	72.198.146,21
Oktober	5.639.875,62	5.270.391,74	6.804.390,23	5.099.004,03	4.243.359,53	1.214.897,59	4.341.129,61	3.144.590,79	1.013.704,49	36.771.343,63
November	6.940.000,90	6.069.043,76	5.426.663,76	6.044.951,95	3.472.251,90	1.276.126,74	3.511.059,82	2.996.034,88	1.335.115,42	37.071.249,13
Dezember	10.982.639,93	10.252.159,42	8.360.854,65	8.818.021,09	6.425.396,76	3.079.075,45	6.358.218,15	6.264.472,16	2.324.686,22	62.865.523,83
2012	93.803.536,76	94.570.979,06	113.007.496,81	86.466.598,90	71.775.374,17	21.986.876,40	66.845.879,51	49.541.511,62	24.265.312,38	622.263.565,61

2011

	W	NÖ	OÖ	St	K	B	S	T	V	Ö
Jänner	8.533.573,03	8.927.002,25	13.551.497,57	10.312.676,02	9.412.020,75	1.964.320,55	7.813.553,94	5.002.327,54	3.250.622,58	68.767.594,23
Februar	5.076.972,44	6.647.468,31	13.251.782,34	5.322.595,87	9.464.278,09	1.028.766,61	6.205.918,62	3.886.920,88	2.797.748,88	53.682.452,04
März	4.994.814,67	3.945.314,51	5.483.449,83	3.742.938,73	3.674.985,17	796.792,12	3.080.922,94	2.154.706,60	1.508.813,51	29.382.738,08
April	4.197.439,83	3.425.115,08	4.634.390,75	3.627.860,66	2.786.834,04	678.316,72	2.488.182,29	2.117.524,18	1.034.273,46	24.989.937,01
Mai	5.014.054,16	4.364.997,06	4.615.733,38	3.877.042,80	2.864.146,35	903.366,58	2.649.432,55	2.514.985,14	982.774,68	27.786.532,70
Juni	7.207.442,85	6.446.766,14	6.443.191,36	4.493.794,64	3.250.971,81	1.319.300,82	3.439.120,22	2.601.537,09	1.377.328,86	36.579.453,79
Juli	13.008.210,68	12.668.533,94	10.896.859,17	8.744.168,56	6.201.498,32	2.783.648,74	5.918.394,52	4.991.609,06	2.992.444,23	68.205.367,22
August	10.897.513,10	11.199.032,32	14.100.944,29	10.967.872,44	9.178.968,03	2.745.417,61	7.041.326,53	5.942.069,27	2.473.701,38	74.546.844,97
September	9.039.903,33	9.218.727,69	15.491.355,17	10.096.493,24	9.982.254,86	1.851.566,89	9.202.391,33	4.929.923,49	2.584.375,39	72.396.991,39
Oktober	4.855.567,77	4.885.955,90	6.902.039,86	5.075.694,03	4.283.072,96	1.090.704,03	3.932.312,67	3.105.207,55	1.036.574,12	35.167.128,89
November	7.610.860,51	6.605.499,68	6.740.809,58	7.962.926,36	3.887.266,60	1.754.706,81	3.641.623,43	3.183.275,60	1.184.901,72	42.571.870,29
Dezember	14.303.472,79	14.440.442,95	12.735.540,67	12.167.746,29	8.147.755,41	3.250.148,91	7.886.519,45	7.914.811,63	3.386.989,62	84.233.427,72
2011	94.739.825,16	92.774.855,83	114.847.593,97	86.391.809,64	73.134.052,39	20.167.056,39	63.299.698,49	48.344.898,03	24.610.548,43	618.310.338,33

Urlaubsentgelte nach Beträgen

2010

	W	NÖ	OÖ	St	K	B	S	T	V	Ö
Jänner	7.369.956,08	8.931.366,73	13.126.797,87	8.049.816,46	6.807.375,37	2.583.038,30	6.706.621,18	4.290.668,19	2.634.350,88	60.499.991,06
Februar	6.829.831,93	7.864.458,68	11.853.298,68	5.524.400,25	10.333.732,55	979.983,95	7.666.915,85	3.573.852,24	3.030.346,17	57.656.820,30
März	4.299.572,58	4.122.619,00	6.874.907,88	3.828.470,96	4.438.100,39	631.122,85	3.236.864,94	2.127.684,12	1.519.471,33	31.078.814,05
April	2.300.618,83	2.502.395,50	3.986.496,61	2.467.229,38	2.617.781,51	482.396,16	2.446.317,80	1.813.951,64	934.284,24	19.551.471,67
Mai	4.070.683,94	3.296.307,39	3.737.495,68	2.816.496,80	2.476.530,79	623.772,85	2.293.885,18	1.836.328,53	744.409,37	21.895.910,53
Juni	7.560.870,32	5.997.313,25	5.508.883,08	4.405.452,55	3.323.728,19	1.252.796,75	3.402.369,47	2.550.876,25	1.452.050,67	35.454.340,53
Juli	11.171.928,39	11.391.463,06	9.472.423,68	7.945.659,19	5.783.400,37	2.865.189,79	5.330.349,37	4.562.084,67	2.570.212,71	61.092.711,23
August	11.380.044,71	10.729.998,39	12.809.960,46	11.193.371,57	8.619.816,58	2.458.854,43	7.755.806,60	5.395.291,39	2.498.840,20	72.841.984,33
September	7.916.535,88	8.683.985,08	15.154.461,13	8.447.871,96	9.338.697,83	1.709.840,92	8.146.935,01	4.296.313,35	2.180.762,17	65.875.403,33
Oktober	4.444.090,53	4.840.515,85	6.831.395,80	4.526.646,41	4.611.978,80	1.012.976,51	3.851.988,49	2.871.981,56	1.057.439,17	34.049.013,12
November	6.875.733,30	6.590.379,76	5.415.830,35	5.460.146,01	3.685.111,91	1.480.656,49	5.286.343,93	3.280.397,24	1.598.102,36	39.672.701,35
Dezember	14.838.991,81	15.062.934,64	11.685.684,90	11.974.540,04	7.034.218,93	4.258.874,65	7.069.538,58	6.959.143,20	2.860.933,67	81.744.860,42
2010	89.058.858,30	90.013.737,33	106.457.636,12	76.640.101,58	69.070.473,22	20.339.503,65	63.193.936,40	43.558.572,38	23.081.202,94	581.414.021,92

2009

	W	NÖ	OÖ	St	K	B	S	T	V	Ö
Jänner	6.966.838,67	8.356.007,61	9.216.262,67	7.463.491,24	6.950.147,87	2.669.850,42	6.682.451,21	3.766.990,67	2.673.166,17	54.745.206,53
Februar	7.755.719,40	7.490.931,01	12.123.550,12	5.508.280,95	10.644.542,85	1.134.478,46	7.202.767,23	3.628.988,56	3.057.736,26	58.546.994,84
März	3.639.992,40	3.911.480,12	5.449.607,97	3.236.886,70	4.388.057,79	638.152,51	2.977.713,89	2.083.877,73	1.466.559,43	27.792.328,54
April	4.004.671,78	3.216.150,52	3.919.519,43	2.699.990,22	3.089.226,59	574.433,01	2.419.742,35	1.703.486,87	913.433,61	22.540.654,38
Mai	4.437.033,10	3.325.807,75	4.546.337,63	3.121.718,84	2.819.721,51	636.173,81	2.546.498,22	1.798.321,38	790.019,99	24.021.632,23
Juni	8.234.744,80	5.867.004,24	5.054.501,23	3.762.442,77	3.337.804,87	1.173.776,75	3.127.303,96	2.265.505,98	1.413.881,03	34.236.965,63
Juli	10.481.998,44	12.185.306,69	10.506.386,81	8.137.161,43	5.916.812,67	3.150.343,42	6.288.425,03	4.437.488,83	2.610.824,81	63.714.748,13
August	9.795.652,42	10.068.112,68	12.827.399,18	9.001.074,73	8.726.660,57	2.382.729,48	7.910.737,95	5.018.061,18	2.247.724,49	67.978.152,68
September	8.039.195,86	7.326.705,56	13.020.892,95	7.938.291,90	9.283.969,04	1.391.881,68	7.163.210,08	4.118.697,68	2.491.915,69	60.774.760,44
Oktober	5.456.949,32	4.727.967,45	5.358.277,05	4.056.581,88	4.471.085,35	955.362,07	4.265.034,91	2.708.347,09	1.019.298,61	33.018.903,73
November	7.369.408,69	5.877.115,17	4.627.410,26	7.300.791,42	3.627.561,04	1.152.264,41	3.291.864,73	3.082.227,47	1.389.244,41	37.717.887,60
Dezember	12.955.108,66	11.675.916,80	12.125.386,34	9.949.594,83	6.507.202,28	3.191.437,14	8.330.132,65	5.642.354,88	2.973.030,54	73.350.164,12
2009	89.137.313,54	84.028.505,60	98.775.531,64	72.176.306,91	69.762.792,43	19.050.883,16	62.205.882,21	40.254.348,32	23.046.835,04	558.438.398,85

Urlaubsentgelte nach Beträgen

2008

	W	NÖ	OÖ	St	K	B	S	T	V	Ö
Jänner	7.028.305,06	8.067.784,41	8.739.682,64	6.374.169,11	6.256.036,44	2.446.701,42	6.720.462,08	4.230.083,07	2.640.754,56	52.503.978,79
Februar	4.906.767,14	5.953.697,70	10.355.813,32	4.955.198,42	10.679.047,87	1.088.361,34	6.477.212,06	3.294.193,70	2.483.295,27	50.193.586,82
März	4.019.013,82	3.441.123,17	4.837.840,33	2.892.809,21	4.035.449,38	567.332,22	2.996.538,90	1.701.651,62	1.068.411,59	25.560.170,24
April	4.376.140,12	3.434.924,01	3.966.058,52	3.047.882,09	2.848.924,37	547.201,02	2.416.127,14	1.684.096,86	813.184,77	23.134.538,90
Mai	4.471.661,99	3.489.532,65	4.033.562,69	2.876.618,31	2.617.808,91	652.415,50	2.440.709,34	1.697.938,89	882.661,58	23.162.909,86
Juni	7.476.256,62	6.134.187,45	5.563.243,62	6.519.704,57	3.430.797,85	1.505.026,49	3.747.756,37	2.829.312,66	1.424.447,57	38.630.733,20
Juli	11.598.535,56	12.183.085,06	9.278.010,29	7.869.330,95	6.704.815,83	3.084.065,07	5.803.850,36	4.341.960,07	2.830.364,19	63.694.017,38
August	8.666.710,39	8.845.750,96	11.233.128,82	8.537.264,68	8.238.148,28	2.208.069,45	7.071.865,54	4.888.160,17	2.006.466,46	61.695.564,75
September	6.714.415,99	7.279.789,75	12.161.316,63	5.816.176,07	9.361.152,90	1.287.600,18	7.121.113,89	4.101.951,16	2.301.432,37	56.144.948,94
Oktober	5.473.539,01	5.171.563,15	6.299.062,37	4.824.549,35	4.721.922,16	1.091.984,46	4.168.534,80	2.680.519,35	1.057.303,20	35.488.977,85
November	7.000.884,71	5.910.370,22	5.651.121,57	7.268.880,96	3.771.658,11	1.723.923,42	3.523.595,49	3.224.256,89	1.625.123,71	39.699.815,08
Dezember	11.158.107,73	10.875.036,67	11.284.740,79	10.478.331,90	6.720.507,74	3.054.675,99	8.228.965,08	6.182.235,46	2.672.801,73	70.655.403,09
2008	82.890.338,14	80.786.845,20	93.403.581,59	71.460.915,62	69.386.269,84	19.257.356,56	60.716.731,05	40.856.359,90	21.806.247,00	540.564.644,90

2007

	W	NÖ	OÖ	St	K	B	S	T	V	Ö
Jänner	6.710.603,87	8.044.018,84	10.608.122,34	6.937.961,81	6.309.933,23	2.455.226,41	6.217.637,65	4.592.737,11	2.613.137,52	54.489.378,78
Februar	4.806.894,95	4.836.032,10	10.460.471,23	4.342.878,38	10.549.918,72	856.618,96	4.299.415,60	3.277.348,68	2.888.979,83	46.318.558,45
März	3.270.954,23	3.162.253,16	4.260.876,84	3.023.465,60	3.469.068,20	628.350,66	1.980.761,95	1.600.414,42	973.367,85	22.369.512,91
April	3.239.870,59	3.047.697,73	3.548.760,60	2.889.639,63	2.451.883,70	546.137,11	859.633,10	1.390.253,87	753.267,60	18.727.143,93
Mai	4.545.696,72	3.813.060,77	4.330.782,55	3.140.562,15	3.078.897,54	651.949,42	2.552.656,21	1.769.569,98	800.655,79	24.683.831,13
Juni	7.885.335,34	7.004.586,68	4.624.423,33	5.221.401,01	3.229.814,93	1.341.191,08	2.814.120,73	2.874.992,85	1.844.028,08	36.839.894,03
Juli	10.660.065,76	11.227.909,99	10.355.148,33	8.032.239,67	5.881.829,89	2.935.374,39	5.619.203,54	4.174.129,98	2.625.652,44	61.511.553,99
August	8.547.800,66	9.185.414,35	10.612.616,48	9.597.008,65	8.543.202,45	2.446.216,39	7.133.935,41	4.786.570,18	2.017.096,86	62.869.861,43
September	6.317.372,65	5.938.913,08	11.608.424,96	6.076.387,72	8.605.510,55	1.377.077,48	5.398.851,48	3.377.421,12	1.935.553,15	50.635.512,19
Oktober	4.865.594,25	4.837.831,50	5.145.257,19	4.192.997,67	4.172.561,79	962.475,20	3.454.886,30	2.691.840,00	1.004.023,82	31.327.467,72
November	6.327.873,58	5.807.864,08	5.441.023,26	5.710.357,63	3.664.137,68	1.664.772,20	3.246.482,15	3.099.490,57	1.603.415,36	36.565.416,51
Dezember	10.039.792,18	8.861.897,16	8.831.766,24	9.826.567,58	6.244.633,74	3.127.838,10	5.106.647,04	5.963.775,49	2.599.912,43	60.602.829,96
2007	77.217.854,78	75.767.479,44	89.827.673,35	68.991.467,50	66.201.392,42	18.993.227,40	48.684.231,16	39.598.544,25	21.659.090,73	506.940.961,03

Urlaubsentgelte nach Beträgen

2006

	W	NÖ	OÖ	St	K	B	S	T	V	Ö
Jänner	7.157.670,21	7.647.261,38	10.128.516,64	5.991.208,17	7.695.169,73	2.328.244,75	4.808.012,05	4.035.606,71	2.950.313,98	52.742.003,62
Februar	5.151.321,01	5.168.084,84	9.688.217,09	2.953.785,47	9.401.429,23	789.459,32	6.414.487,54	2.105.930,19	2.162.555,15	43.835.269,84
März	3.164.116,88	2.503.147,18	3.964.299,68	2.263.012,14	3.301.711,53	471.761,40	2.248.930,94	1.487.681,11	1.142.681,48	20.547.342,34
April	2.640.349,34	2.241.634,64	2.760.848,56	2.300.762,95	1.940.214,92	375.844,48	1.475.464,98	1.582.984,49	664.453,14	15.982.557,50
Mai	4.127.538,29	3.199.328,80	3.285.608,15	3.017.953,25	2.209.908,87	626.550,82	1.992.850,59	1.899.931,54	838.858,48	21.198.528,79
Juni	2.378.716,08	3.341.738,80	2.610.545,77	1.791.696,35	1.289.313,73	889.981,87	1.167.261,88	1.793.914,17	823.579,54	16.086.748,19
Juli	6.745.519,72	10.101.538,65	8.468.378,77	8.392.324,42	4.507.790,58	2.492.961,08	4.967.321,25	3.764.734,76	2.709.028,89	52.149.598,12
August	10.720.050,03	9.584.029,03	11.615.779,67	8.866.371,61	10.181.837,71	2.505.974,85	6.482.831,49	4.980.866,48	2.010.154,88	66.947.895,75
September	6.513.609,19	6.034.041,05	10.427.054,23	6.217.464,44	3.503.038,84	1.178.449,40	7.462.012,50	3.417.895,36	1.930.073,97	46.683.638,98
Oktober	4.363.366,41	4.263.921,84	5.612.483,00	5.661.291,04	9.417.260,68	1.005.972,24	3.327.469,42	2.725.733,74	1.275.942,57	37.653.440,94
November	5.896.545,28	5.549.453,02	4.762.943,15	3.766.094,30	3.103.651,87	1.686.932,14	5.053.712,06	3.096.091,64	1.382.005,14	34.297.428,60
Dezember	16.956.064,46	11.267.973,67	10.944.511,26	11.300.820,49	7.725.579,08	3.317.480,40	6.569.940,75	5.611.478,46	3.358.157,76	77.052.006,33
2006	75.814.866,90	70.902.152,90	84.269.185,97	62.522.784,63	64.276.906,77	17.669.612,75	51.970.295,45	36.502.848,65	21.247.804,98	485.176.459,00

2005

	W	NÖ	OÖ	St	K	B	S	T	V	Ö
Jänner	5.373.500,70	6.817.027,46	7.832.083,67	5.098.261,08	6.392.697,85	1.877.353,63	6.041.070,18	3.124.708,27	2.217.443,72	44.774.146,56
Februar	5.062.439,17	5.446.038,09	11.080.434,47	4.179.710,09	9.833.355,28	1.124.577,11	5.631.994,48	2.241.156,76	2.416.277,68	47.015.983,13
März	3.012.841,56	3.207.818,61	3.780.290,70	2.495.711,70	3.722.497,07	622.914,65	2.437.548,99	1.438.962,46	1.028.943,96	21.747.529,70
April	3.034.464,39	2.628.116,30	3.985.691,69	2.102.190,52	2.591.974,39	472.949,76	1.871.578,81	1.647.406,51	720.121,99	19.054.494,36
Mai	2.975.233,29	2.614.959,39	2.715.951,16	2.641.080,85	2.282.733,63	485.134,19	1.855.025,38	1.358.148,91	615.835,09	17.544.101,89
Juni	6.745.745,43	6.508.630,36	5.139.799,34	3.513.828,91	2.829.915,02	1.482.552,06	2.561.468,68	2.626.030,91	1.439.738,00	32.847.708,71
Juli	9.132.070,33	10.505.267,02	8.793.873,47	9.118.538,75	5.405.509,47	2.702.881,70	4.296.774,85	4.203.764,85	2.721.869,24	56.880.549,68
August	8.038.821,29	8.330.867,37	10.231.036,94	8.047.260,40	8.271.282,79	2.380.750,95	6.334.282,10	4.389.066,65	2.163.865,22	58.187.233,71
September	6.054.288,88	6.156.260,37	9.904.369,80	6.154.566,70	8.594.617,57	1.078.461,46	5.496.166,09	3.588.839,56	1.967.023,47	48.994.593,90
Oktober	3.517.401,52	3.954.701,27	4.599.219,08	3.125.262,16	4.084.813,87	974.418,38	2.924.003,96	2.422.511,03	824.414,46	26.426.745,73
November	6.151.307,12	6.045.910,11	6.335.005,45	6.760.632,16	3.823.164,91	1.849.968,57	2.795.065,77	3.601.413,47	1.856.842,93	39.219.310,49
Dezember	12.841.812,82	10.777.242,13	10.977.217,88	11.668.764,04	7.039.034,16	2.770.908,35	7.490.279,95	6.572.974,22	3.369.975,93	73.508.209,48
2005	71.939.926,50	72.992.838,48	85.374.973,65	64.905.807,36	64.871.596,01	17.822.870,81	49.735.259,24	37.214.983,60	21.342.351,69	486.200.607,34

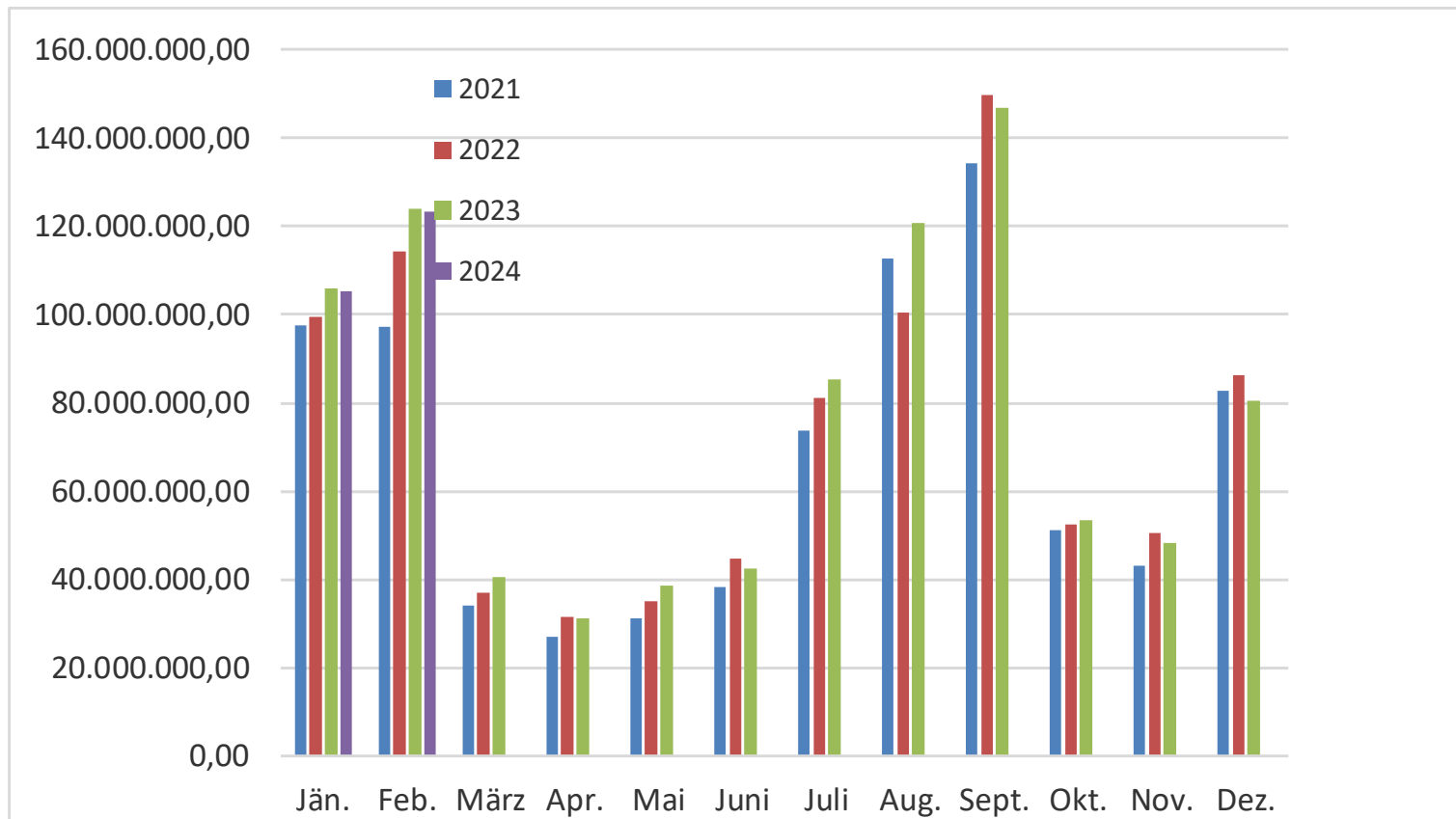
Urlaubsentgelte nach Beträgen

2004

	W	NÖ	OÖ	St	K	B	S	T	V	Ö
Jänner	5.739.939,59	7.394.092,29	8.319.132,92	5.470.431,23	5.885.713,17	1.614.293,12	6.258.338,25	3.591.810,39	2.642.452,48	46.916.203,44
Februar	4.348.956,34	4.481.611,24	7.625.942,05	3.528.326,06	9.978.518,02	697.092,14	5.243.558,06	2.516.779,95	1.804.941,20	40.225.725,06
März	3.124.908,88	3.294.421,53	4.378.431,04	2.807.464,03	3.982.676,95	604.610,18	2.456.436,84	1.571.152,11	1.039.196,81	23.259.298,37
April	3.115.460,09	2.613.172,22	3.763.612,98	2.481.445,89	2.469.451,03	499.890,37	1.884.104,15	1.465.366,89	646.985,01	18.939.488,63
Mai	3.291.553,92	3.026.302,62	3.483.136,46	2.954.590,35	2.122.080,71	460.587,69	2.251.686,87	1.707.241,28	766.197,60	20.063.377,50
Juni	7.283.636,57	5.387.794,00	5.376.301,34	2.475.597,72	2.450.430,65	1.177.335,76	2.512.043,04	2.134.599,32	1.157.432,40	29.955.170,80
Juli	11.717.954,79	11.964.811,82	9.386.717,50	9.263.848,83	5.937.064,07	3.410.798,05	5.232.421,66	4.725.566,59	3.356.144,11	64.995.327,42
August	7.117.660,78	7.979.049,39	10.467.035,03	7.862.946,91	7.944.394,21	2.123.443,65	6.349.382,91	4.765.947,48	2.146.588,49	56.756.448,85
September	6.764.511,24	6.236.121,82	9.279.928,78	5.137.641,33	8.562.628,38	1.183.379,93	6.001.129,82	3.752.969,79	1.729.867,33	48.648.178,42
Oktober	4.442.423,16	4.258.712,20	4.533.309,96	3.670.235,61	4.114.606,53	932.733,00	3.054.383,05	2.341.235,87	868.617,06	28.216.256,44
November	8.907.135,04	6.142.733,43	5.846.642,15	6.771.581,08	3.619.227,79	1.714.389,31	2.908.434,03	3.431.636,90	1.993.421,90	41.335.201,63
Dezember	10.894.636,46	11.221.167,55	10.625.219,82	12.187.058,11	6.099.129,44	2.940.053,27	6.446.351,16	6.564.836,62	4.136.736,53	71.115.188,96
2004	76.748.776,86	73.999.990,11	83.085.410,03	64.611.167,15	63.165.920,95	17.358.606,47	50.598.269,84	38.569.143,19	22.288.580,92	490.425.865,52

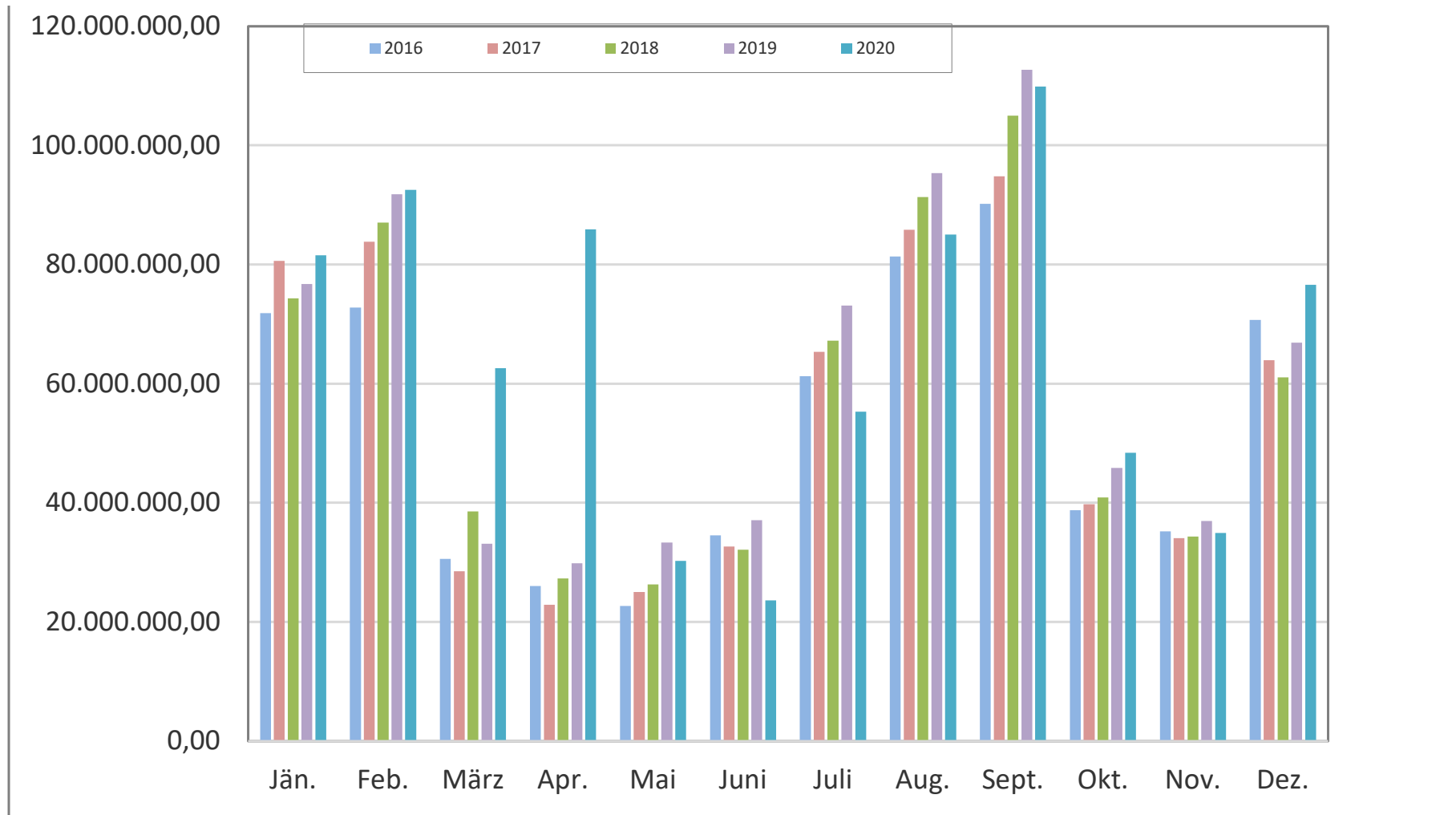
Urlaubsentgelte nach Beträgen

2021 - 2024

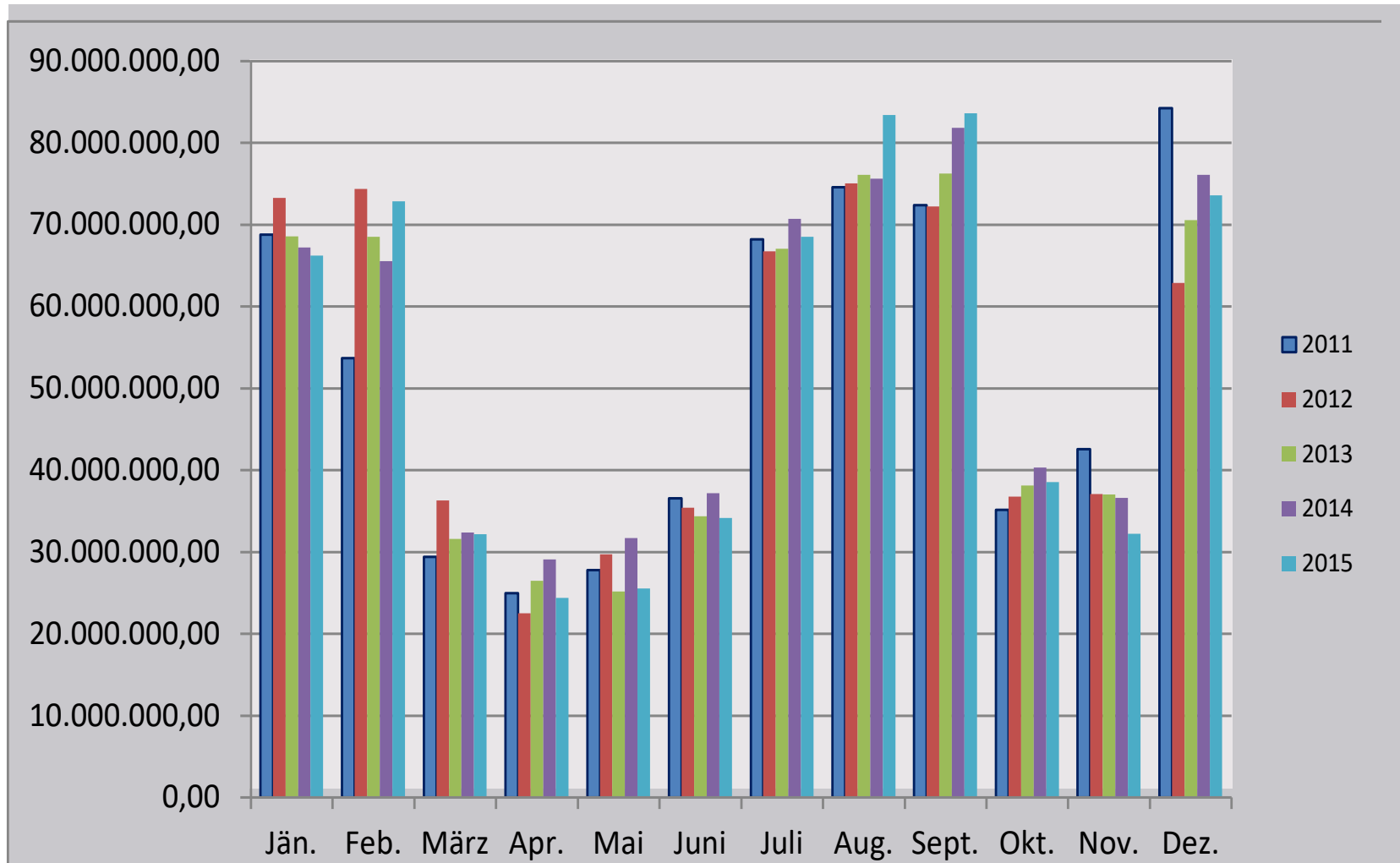


Urlabsentgelte nach Beträgen

2016-2020



Urlaubsentgelte nach Beträgen 2011-2015



Urlaubsentgelte nach Beträgen 2006 - 2010

